

Model **KETB** AIRUP*

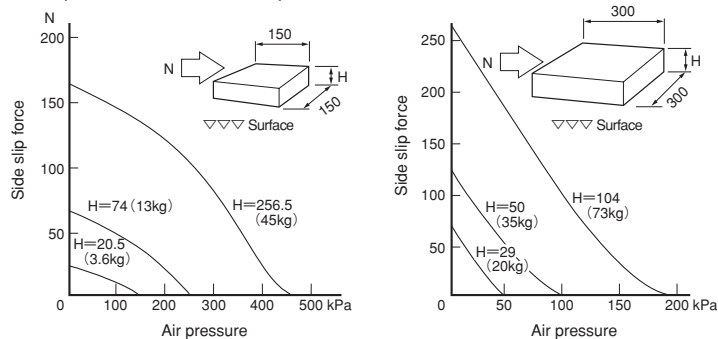
Pneumatic floating type



KETB-3060B

Control unit required additionally

(Air pressure and side slip force)

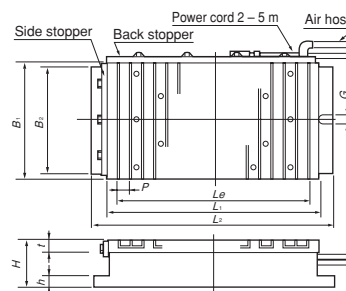


[Application]

Air is jetted through air holes provided on the chuck work face to float a workpiece for easy positioning, demounting and movement. The chucks can be air cooled by adding a cooling device. This model is for grinding, but a model for cutting is also available upon request.

[Features]

- Workpieces having strong residual magnetism can be separated and floated by the pressure of a small amount of air for easy removal.
- The optimum floating condition can be adjusted according to the material, size and shape of workpieces by increasing/decreasing the air pressure supplied from the control unit.
- As a small amount of air is constantly jetted through air holes during grinding, intrusion of grinding fluid and ground powder can be prevented.
- The air circuit in the chuck has a construction specially developed by KANETEC to minimize clogging.
- The control unit is an easy-to-operate special unit incorporating an air regulator, rectifier and demagnetizer.

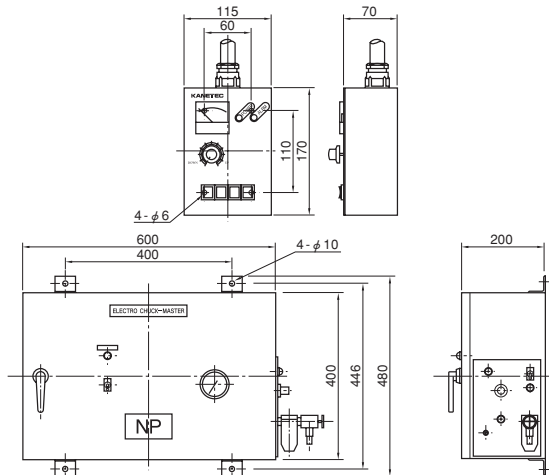


Model	Nominal Size	Work Face				Pole Pitch	Mounting Face			Height	Mounting Hole	Voltage	Current	Power Cord	Mass	Control Unit	Remarks
		B ₁	L ₁	t	L _e		B ₂	L ₂	h								
KETB-2050B	200(7.87) × 500(19.6)	200(7.87)	500(19.6)	42(1.65)	464(18.2)	14(2+12) (0.55)	194(7.63)	544(21.4)	18(0.70)	92(3.62)	14	90 VDC	0.34A	3m(118)	64kg/ 141 lb	ES-VB305A	The control unit incorporates an air regulator, rectifier and demagnetizer.
KETB-2060B	200(7.87) × 600(23.6)		600(23.6)		548(21.5)		600(23.6)	194(7.63)	600(23.6)				20(0.78)		0.47A		
KETB-2550B	250(9.84) × 500(19.6)	250(9.84)	500(19.6)	451(17.7)	19.5(2.5+17) (0.76)	244(9.60)	500(19.6)	102(4.01)	97(3.81)	0.56A	84kg/ 185 lb						
KETB-3060B	300(11.8) × 600(23.6)	300(11.8)	600(23.6)	529(20.8)		290(11.4)	600(23.6)			1.06A	121kg/ 266 lb						
KETB-4050B	400(15.7) × 500(19.6)	400(15.7)	500(19.6)	451(17.7)	390(15.3)	500(19.6)	500(19.6)	500(19.6)	0.96A	141kg/ 310 lb							
KETB-4060B	400(15.7) × 600(23.6)	400(15.7)	600(23.6)	529(20.8)		600(23.6)			1.09A	169kg/ 372 lb							
KETB-40100B	400(15.7) × 1000(39.4)	400(15.7)	1000(39.4)	919(36.1)	490(19.2)	1000(39.4)	1000(39.4)	1000(39.4)	1.74A	5m(196)	281kg/ 619 lb						
KETB-5050B	500(19.6) × 500(19.6)	500(19.6)	500(19.6)	451(17.7)		500(19.6)			0.93A	3m(118)	175kg/ 385 lb						
KETB-50100B	500(19.6) × 1000(39.4)	500(19.6)	1000(39.4)	919(36.1)	590(23.2)	1000(39.4)	1000(39.4)	1000(39.4)	1.71A	5m(196)	351kg/ 773 lb						
KETB-6060B	600(23.6) × 600(23.6)	600(23.6)	600(23.6)	529(20.8)		600(23.6)			1.48A	3m(118)	253kg/ 557 lb						
KETB-60100B	600(23.6) × 1000(39.4)	600(23.6)	1000(39.4)	919(36.1)	790(31.1)	1000(39.4)	1000(39.4)	1000(39.4)	3.10A	422kg/ 930 lb							
KETB-80100B	800(31.5) × 1000(39.4)	800(31.5)	1000(39.4)	919(36.1)		1000(39.4)			4.23A	5m(196)	562kg/ 1239 lb						

*The control unit is not included.

Model **ES-VB** CONTROL UNIT FOR AIRUP*

(Dimensions of remote control box)



[Application]

This control unit is computer controlled to create the most effective demagnetizing patterns within a short period of time, thus providing the consistent demagnetizing effect constantly. The operation is quite simple. No complicated adjustment is necessary and an electric valve control circuit for floating is also incorporated. During grinding of workpieces, air at low pressure [about 20 kPa (0.2 kg/cm²)] is jetted through holes provided on the chuck work face to prevent intrusion of waste fluid/oil and fine particles. When unloading the workpieces after the end of grinding, the circuit is automatically switched over to the high pressure [about 150 kPa (1.5 kg/cm²)] in response to the demagnetizing command to float the workpieces.

[Features]

- The demagnetizing time is as short as 6 to 15 seconds and consistent demagnetizing effect can be obtained.
- The magnetic force can be adjusted and workpieces can be straightened also.
- The noise resistance feature ensures consistent performance in certain noisy environment.
- A compact air unit is incorporated.

Model	Input		Output		Dimensions			Mounting			Air Control Unit	Mass	Remote Control Box		
	Voltage		Voltage	Current	W	D	H	W	H	Hole			W	D	H
ES-VB305A	Single-phase	100/200 VAC	0 - 90 VDC	5A	600(23.6)	200(7.78)	400(15.7)	400(15.7)	446(17.5)	4-φ10(φ0.39)	Built-in	40kg/88 lb	115(4.52)	70(2.75)	170(6.69)

*For applications where the output current more than 5 A is required, the controller and the air control unit come as specially-fabricated separate units.

*The applicable air pipe diameter is φ8 or φ12. *The output is adjusted with a variable resistor.

ELECTROMAGNETIC CHUCKS
CHUCK CONTROLLERS
PERMANENT ELECTROMAGNETIC CHUCKS
PERMANENT ELECTROMAGNETIC CHUCKS
BLOCKS FOR MC
VACUUM CHUCKS
PROMELTA* SYSTEM
SINE BAR CHUCKS
BLOCKS HOLDERS, MINI CHUCKS
HOLDING TOOLS
MEASURING TOOL HOLDERS
MAGNETIC HOLDERS
MAGNETIC TOOLS