


BLOCKS, HOLDERS, MINI CHUCKS

Model KVS MAGNETIC V-HOLDER

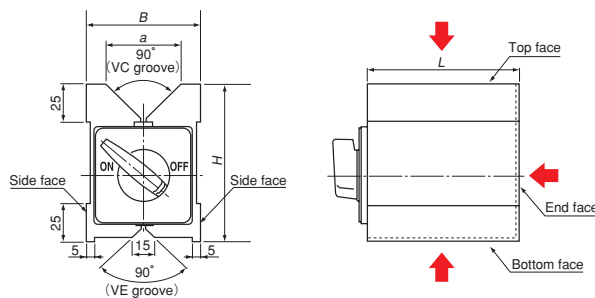


[Application]

Suitable for securing irregularly shaped workpieces for grinding and light duty cutting such as drilling and tapping.

[Features]

- The special construction exerts a strong magnetic force on three faces of top, bottom and end.
- Usable for inspection also. Two accuracy grades; standard and special are available.
- The magnetic force can be turned on and off easily by turning the lever.
- Drip-proof construction.



↑ indicates the attractive face.

Model	Holding Power	Applicable Diameter			Dimensions				Mass
		Steel bar	VC groove	VE groove	B	a	L	H	
KVS-1B	0.7kN (70kgf)	φ8 (0.31) – φ68 (2.67)	75 (2.95)	50 (1.96)	100 (3.93)	105 (4.13)	4.5kg / 9.9 lb		
KVS-2B	1.0kN (100kgf)	φ8 (0.31) – φ20 (0.78)	200 (7.87)	200 (7.87)	200 (7.87)	200 (7.87)	9.0kg / 19.8 lb		


※ The holding power is based on φ20 round steel bar. ※ For accuracy, see the table below.

※ Note that when workpieces are held on two or more faces simultaneously, the holding power of each face drops.

KVS accuracy

Model · Accuracy		KVS-1B		KVS-2B	
Item		Standard	Special	Standard	Special
Parallelism	Bottom face to top face	12	7	20	12
	Bottom face to VC groove				
	Top face to VE groove				
	Side face to side face				
Squareness	Bottom face to side face	21	10	21	15

Model KMV MAGNETIC V-BLOCK

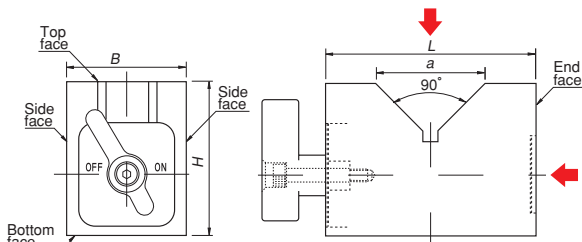


[Application]

Holding tools for round bar marking and drilling. Holding tools for three-dimensional measuring instruments and various measuring systems.

[Features]

- Workpieces can be held on the top face (V face) and end face.
- The ON/OFF lever is detachable. (The length of the opposite sides of the hex hole is 8 mm.)
- Drip-proof and oil-resistant construction.
- Two blocks make one set.
- Ultra-precision finishing is also available. Please contact us.



↑ indicate the attractive face.

Model	Holding Power	Applicable Diameter	Dimensions				Mass
			B	H	L	a	
KMV-50D	150N (15kgf) or over.	φ 8 (0.31) – φ 50 (1.96)	40 (1.57)	50 (1.96)	70 (2.75)	36 (1.41)	1kg / 2.2 lb × 2
KMV-80D	200N (20kgf) or over.	φ 8 (0.31) – φ 80 (3.14)	50 (1.96)	80 (3.14)	100 (3.93)	60 (2.36)	3kg / 6.6 lb × 2
KMV-125D	230N (23kgf) or over.	φ 8 (0.31) – φ 125 (4.92)	100 (3.93)	150 (5.90)	90 (3.54)	90 (3.54)	5kg / 11 lb × 2

※ The holding power is based on the V face and φ20 round steel bar. ※ For accuracy, see the table below.

※ Note that when workpieces are held on two or more faces simultaneously, the holding power of each face drops.

KMV accuracy

Model · Accuracy		KMV-50D		KMV-80D		KMV-125D	
Item		Standard	Special	Standard	Special	Standard	Special
Parallelism	Bottom face to top face	10	7	15	8	20	9
	Bottom face to V face						
	Side face to side face						
	End face to V face						
Flatness of bottom face		10		15		20	
Squareness	Bottom face to end face	20	10	25	12	30	14
Difference in height of V faces of one set of blocks		7		8			

※ If you require higher accuracy, specify the required grade. ※ If you require special accuracy on areas not listed in the table, please contact us.

■ The dimensional accuracy of KVS and KMV is based on KANETEC in-house standards. If you require higher accuracy, please contact us.