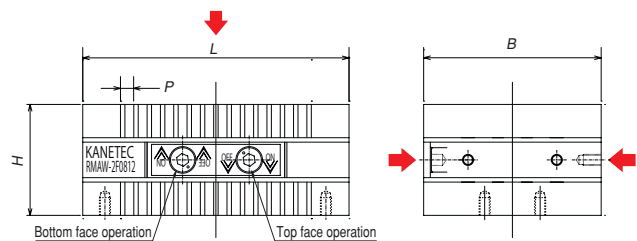


BLOCKS, HOLDERS, MINI CHUCKS

Model RMAW-2F TWO-FACE HOLDING BLOCK FOR SMALL WORKPIECE



RMAW-2F0812



↑ indicates the attractive face.

Most powerful 2-face holding block!

[Application]

Suitable for holding workpieces in various operations such as grinding and light duty cutting, measurement and assembly work.


[Features]

- The strongest holding power among small permanent magnetic types. Furthermore, by making the pole pitch finer, this model holds small and thin workpieces firmly. This model is also effective for holding relatively large workpieces that cover the whole attractive face.
- The top and bottom faces can be turned on and off individually. It can be set easily on the machine table or work table to shorten the setup time.
- Since a workpiece can be held on its side face, workpieces can be held vertically or on three faces. **※When a workpiece is held on the top face or bottom face and the side face simultaneously, the holding power of each face drops.**
- By using tapped holes on three side faces and bottom face, stoppers and fixtures can be mounted.

Model	Holding Power	Dimensions			Pole Pitch	Mass
		B	L	H	P	
RMAW-2F0812	785N (80kgf)	80 (3.15)	120 (4.72)	50 (1.96)	6(2+4) 0.23(0.07+0.15)	3.7kg/ 8.15 lb

※The holding power is the largest value obtained using a test piece of □50 × 125, S15C.
※A hex wrench key is included.

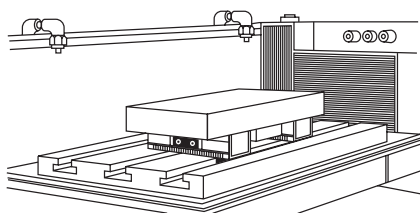
Model KPB DOUBLE-FACE/SINGLE-FACE HOLDING PERMANENT MAGNETIC BLOCK



KPB-1F18

KPB-2F18

An example of using double-face holding block



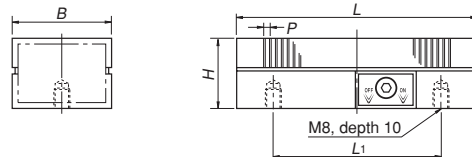
[Application]

These blocks can hold workpieces during electric discharge machining and grinding. They can also be used as holding tools for assembly and light duty machining.

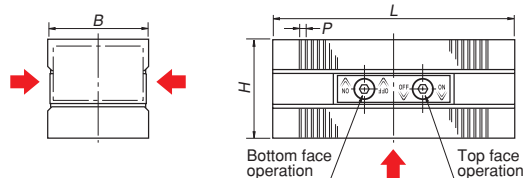
[Features]

- The both sides can hold workpieces and can be turned on and off individually. (2F type)
- They are secured to the work table by turning on and off the magnet. (2F type)
- The side faces (ON/OFF switchover face) can also hold workpieces. (2F type)
- They are secured to the work table using tapped holes provided on the mounting face. They can also be secured by having them held by a magnetic chuck. (1F type)
- The operation part is provided on both side faces to facilitate on/off operation.
- Light weight for easy positional adjustment.
- The operating handle is detachable and does not hinder the work.
- One set of two blocks has been machined and finished together.
- They are of drip-proof and oil-resistant construction to allow them to be used in fluid.

<KPB-1F dimensions>



<KPB-2F dimensions>



↑ indicates the attractive face.

Single face type

[mm (in)]

Model	Nominal Size	Holding Power	Dimensions				Pole Pitch	Mass
			B	L	H	L ₁		
KPB-1F13	50 (1.96) × 125 (4.92)	250N (25kgf)	52 (2.04)	125 (4.92)	35 (1.37)	85 (3.34)	1.5 (0.5+1.0)	1.5kg/3.3 lb × 2
KPB-1F18	50 (1.96) × 180 (7.08)	350N (35kgf)	52 (2.04)	180 (7.08)	35 (1.37)	110 (4.33)	0.05 (0.02+0.03)	2.2kg/4.8 lb × 2
KPB-1F25	50 (1.96) × 250 (9.84)	500N (50kgf)	52 (2.04)	250 (9.84)	35 (1.37)	150 (5.90)	0.05 (0.02+0.03)	3.1kg/6.8 lb × 2

※The holding power is based on a test piece of SS400, 20 mm thick (ground surface) held on the whole face.
※A hex wrench key is included.

Double face type

[mm (in)]

Model	Nominal Size	Holding Power	Dimensions				Pole Pitch	Mass
			B	L	H	L ₁		
KPB-2F13	50 (1.96) × 125 (4.92)	250N (25kgf)	52 (2.04)	125 (4.92)	50 (1.96)	85 (3.34)	1.5 (0.5+1.0)	2.5kg/5.5 lb × 2
KPB-2F18	50 (1.96) × 180 (7.08)	350N (35kgf)	52 (2.04)	180 (7.08)	50 (1.96)	110 (4.33)	0.05 (0.02+0.03)	3.6kg/8.0 lb × 2
KPB-2F25	50 (1.96) × 250 (9.84)	500N (50kgf)	52 (2.04)	250 (9.84)	50 (1.96)	150 (5.90)	0.05 (0.02+0.03)	5.0kg/11.1 lb × 2

※The holding power is based on a test piece of SS400, 20 mm thick (ground surface) held on the whole face.
※A hex wrench key is included.