



PERMANENT MAGNETIC CHUCKS

Model RMCB ROUND PERMANENT MAGNETIC CHUCK WITH TAPPED HOLE IN CENTER OF FACE PLATE

Round permanent magnetic chucks with a tapped hole for easy mounting of various jigs/fixtures introduced!



RMCB-32B



Tapped hole in center

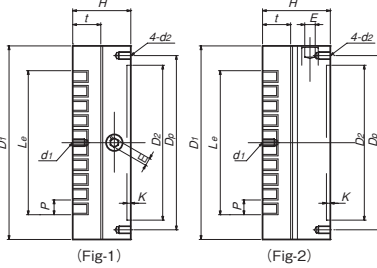
An example of mounting of alignment jig

[Application]

Permanent magnetic chucks to hold workpieces during grinding operations on rotary grinders, cylindrical grinders, internal grinders and cutting operations on lathes.

[Features]


- Two types; standard type and magnetic force adjust type are available.
- As a standard feature, a tapped hole is provided in the center of the attractive face. This facilitates mounting of jigs/fixtures for workpiece alignment.
 - ※ The tapped hole in the center is allowed to be M10 max. for the chuck size $\phi 160$ and M12 max. for $\phi 200$ or over. (For the $\phi 125$ size only, a tapped hole must not be worked on.)
- There is a 9-mm additional work allowance from the attractive face, which allows additional work according to jigs/fixtures.
- The permanent magnetic chucks that do not require electricity can be mounted easily without troublesome wiring. They also contribute to energy saving. [mm(in)]



Model		Fig		Nominal Size	Work Face			Mounting Face				Face Plate Thickness	Height		Tapped Hole in Center		Handle Hole		Mass		
Standard	Mag. force adjust	Standard	Mag. force adjust		D_1	L_e	P	D_2	K	D_p	d_2		t	Standard	Mag. force adjust	d_1	Standard	Mag. force adjust	Standard	Mag. force adjust	
RMCB-13	RMCB-13B	1	2	125	125	88	15.2 (1.5+9+ 1.5+3.2) 0.59 (0.05+0.35 +0.05+0.12)	4	112	M 6	29 (1.14)	60 (2.36)	70 (2.75)	M6(0.23) Depth12(0.47)	Hex. 8 (0.31)	□8 (0.31)	5kg/	7kg/	□10 (0.39)	11.0 lb	15.4 lb
RMCB-16	RMCB-16B			160	160	118			125	M 8							140	10kg/		14 kg/	
RMCB-20	RMCB-20B			200	200	149			160	M 8							180	13kg/		16kg/	
RMCB-25	RMCB-25B			250	250	194			200	M 8							224	21kg/		25kg/	
RMCB-32	RMCB-32B			315	315	255			250	M10							280	31kg/		37kg/	
RMCB-40	RMCB-40B			400	400	331			315	M10							355	51kg/		67kg/	
				400	400	331	315	M12	450	81.5 lb	112.4 lb	147.7 lb									

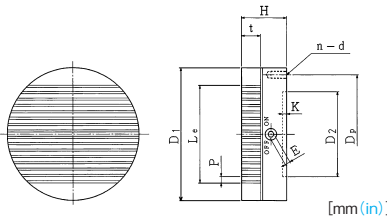
※ As for the handle, a hex wrench key is included with Standard Models RMCB-13 to 20, and a special changeover handle is included with Models RMCB-25 and above. A T-handle is included with the magnetic force adjust types.

Model RMAW-C ROUND PERMANENT MAGNETIC CHUCK



RMAW-C13

RMAW-C8



[mm(in)]

Model	Nominal Size	Work Face			Mounting Face				Pole Pitch	Face Plate Thickness	Height	Handle Hole	Mass
		D_1	L_e	D_2	K	D_p	n	d	P	t	H	E	
RMAW-C8	80	80	56	40		65	3		6(2+4)	18	43	5	1.6kg/ 3.52 lb
RMAW-C10	100	100	74	60	4	76	3	M 6	0.23	(0.70)	(1.69)	(0.19)	2.5kg/ 5.51 lb
RMAW-C13	125	125	92	80		112	4		0.23	(0.70)	(1.69)	(0.19)	3.9kg/ 8.59 lb

※ A hex wrench key is included.


[Application]

Used for holding small and thin workpieces in grinding operations on grinders.

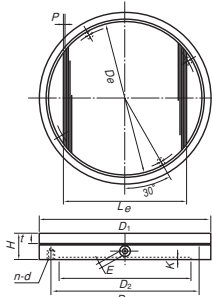
[Features]

- These chucks firmly hold small and thin workpieces of 3 mm in plate thickness or less.
- While the sizes are the same as conventional chucks, these chucks produce holding power that is about twice as powerful.
- These chucks also offer superior holding performance to conventional chucks on hardened parts used in molds.
- The gap performance is also excellent to reduce influence of flatness and roughness of workpiece attractive faces.
- These are of powerful round type to enable them to be used on light-duty cutting on lathes also.

Model RMCW ROUND PERMANENT MAGNETIC MICROPITCH CHUCK



RMCW-50B



[Application]

Suitable for grinding a wide range of workpieces, small and large, thin and thick on grinders. Since these chucks are thin, they can be used in a wide range of applications including securing workpieces temporarily.

[Features]

- Thin; 43 mm to 60 mm.
- Micro pole pitch; can be used with any sizes of workpieces, small and large and thin and thick.
- The handle is a hex wrench key. It can be operated lightly. A half turn turns on and off the magnetic force.
- The changeover handle can be set at an angle to generate a weak magnetic force for easy temporary positioning of workpieces. [mm(in)]

Model	Nominal Size	Work Face			Pole Pitch	Mounting Face				Face Plate Thickness	Height	Handle Hole	Mass
		D_1	D_2	L_e	P	D_2	K	D_p	n	d	L_2	H_2	
RMCW-6C	60(2.36)	60(2.36)	51(2.00)	38(1.49)	2.5(0.5+2)	30(1.18)		44(1.73)	2(0.07) ^{*1}	M 6(0.23)	18(0.70)	43(1.69)	1kg/
RMCW-16B	160(6.29)	160(6.29)	134(5.27)	88(3.46)		125(4.92)	2	140(5.51)					6.5kg/
RMCW-20B	200(7.87)	200(7.87)	172(6.77)	121(4.76)		160(6.29)	(0.07)	180(7.08)		M 8(0.31)			10kg/
RMCW-25B	250(9.84)	250(9.84)	220(8.66)	184(7.24)		200(7.87)		224(8.81)					15kg/
RMCW-30B	300(11.8)	300(11.8)	272(10.7)	220(8.66)	3(1+2)	230(9.05)		260(10.2)	4(0.15)	M10(0.39)			25kg/
RMCW-40B	400(15.7)	400(15.7)	370(14.5)	319(12.5)	(0.11)	315(12.4)	3	355(13.9)					45kg/
RMCW-50B	500(19.6)	500(19.6)	466(18.3)	358(14.1)		350(13.7)	(0.11)	400(15.7)		M12(0.47)	90kg/		
RMCW-60B	600(23.6)	600(23.6)	566(22.2)	457(18.0)		450(17.7)		500(19.6)			115kg/		

※1... For the location of mounting holes of 6C, please contact us. ※ As for the handle, a hex wrench key is included.

ELECTROMAGNETIC CHUCK CONTROLLERS MAGNETIC CHUCKS PERMANENT MAGNETIC CHUCKS ELECTROMAGNETIC CHUCKS BLOCKS FOR MC VACUUM CHUCKS PROMELTA SINE BAR CHUCKS BLOCKS HOLDERS MINICHUCKS HOLDING TOOLS MEASURING TOOL HOLDERS MAGNETIC TOOLS